

# INFORME TRIMESTRAL DE EXPORTACIONES: MENUDENCIAS

3er Trimestre 2023

Secretaría de Agricultura,  
Ganadería y Pesca



Ministerio de Economía  
**Argentina**

# NOTA METODOLOGICA

## EXPORTACIONES

Para la realización del presente informe se consideraron las posiciones del Arancel Integrado comprendidas en los siguientes agrupamientos:

### Menudencias y vísceras vacunas

- 0206.10
- 0206.2
- 0504.00
- 0510.00
- 1602.50

Datos suministrados mensualmente por AFIP-Aduana, INDEC y SENASA en toneladas peso producto.

**Datos provisorios, sujetos a revisión.**

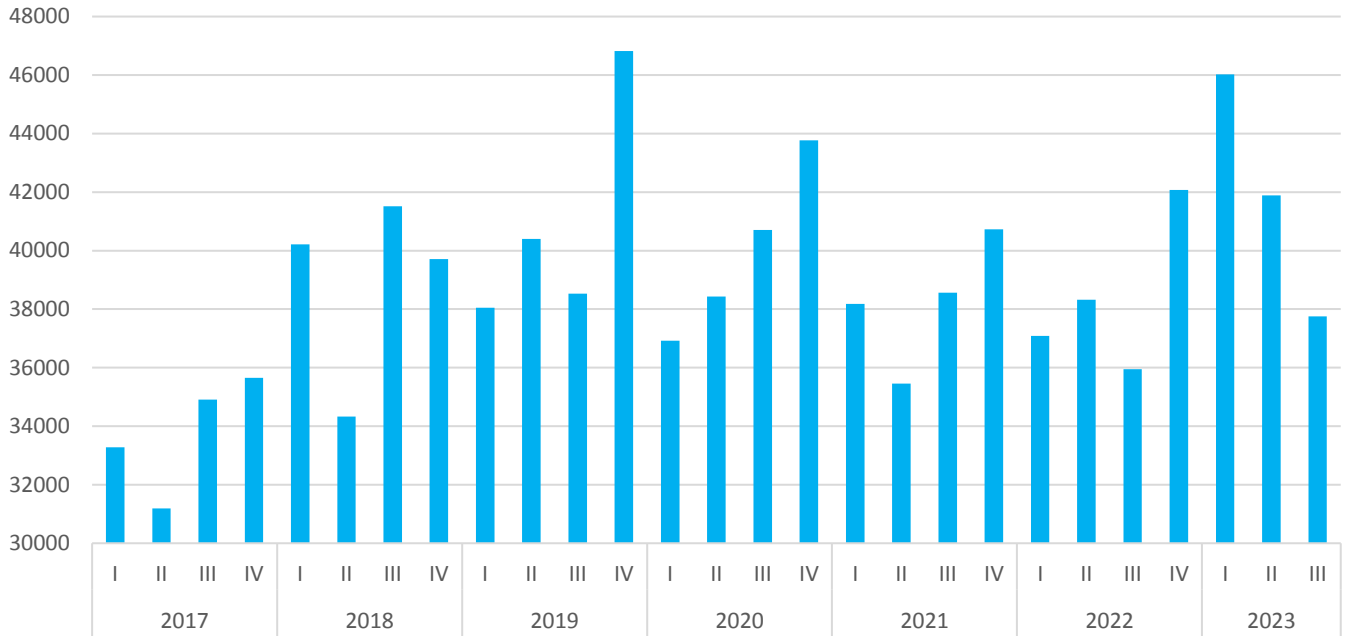
## Cuadro resumen

| Periodo             | Menudencias       |                |                       |
|---------------------|-------------------|----------------|-----------------------|
|                     | Tn. peso producto | Miles de US\$  | US\$/Tn peso producto |
| <b>2017</b>         | <b>135.029</b>    | <b>277.490</b> | <b>2.055</b>          |
| I                   | 33.282            | 63.937         | 1.921                 |
| II                  | 31.190            | 64.658         | 2.073                 |
| III                 | 34.909            | 71.997         | 2.062                 |
| IV                  | 35.649            | 76.897         | 2.157                 |
| <b>2018</b>         | <b>155.770</b>    | <b>341.183</b> | <b>2.190</b>          |
| I                   | 40.218            | 90.130         | 2.241                 |
| II                  | 34.325            | 76.706         | 2.235                 |
| III                 | 41.513            | 88.511         | 2.132                 |
| IV                  | 39.714            | 85.835         | 2.161                 |
| <b>2019</b>         | <b>163.804</b>    | <b>317.892</b> | <b>1.941</b>          |
| I                   | 38.045            | 71.516         | 1.880                 |
| II                  | 40.402            | 79.849         | 1.976                 |
| III                 | 38.535            | 77.842         | 2.020                 |
| IV                  | 46.821            | 88.686         | 1.894                 |
| <b>2020</b>         | <b>159.832</b>    | <b>278.052</b> | <b>1.740</b>          |
| I                   | 36.921            | 67.583         | 1.830                 |
| II                  | 38.431            | 66.973         | 1.743                 |
| III                 | 40.707            | 68.273         | 1.677                 |
| IV                  | 43.773            | 75.222         | 1.718                 |
| <b>2021</b>         | <b>152.931</b>    | <b>303.170</b> | <b>1.982</b>          |
| I                   | 38.182            | 65.252         | 1.709                 |
| II                  | 35.454            | 70.214         | 1.980                 |
| III                 | 38.562            | 87.868         | 2.279                 |
| IV                  | 40.733            | 79.836         | 1.960                 |
| <b>2022</b>         | <b>153.446</b>    | <b>253.722</b> | <b>1.653</b>          |
| I                   | 37.090            | 63.521         | 1.713                 |
| II                  | 38.327            | 64.752         | 1.689                 |
| III                 | 35.951            | 68.765         | 1.913                 |
| IV                  | 42.078            | 56.684         | 1.347                 |
| <b>2023</b>         | <b>134.146</b>    | <b>167.999</b> | <b>1.252</b>          |
| I                   | 46.019            | 54.710         | 1.189                 |
| II                  | 41.887            | 52.311         | 1.249                 |
| III                 | 46.241            | 60.979         | 1.319                 |
| <b>Variación %</b>  |                   |                |                       |
| III 2023 / III 2022 | 29%               | -11%           | -31%                  |
| III 2023 / II 2023  | 10%               | 17%            | 6%                    |
| Acum. 2023 / 2022   | 20%               | -15%           | -29%                  |

DATOS PROVISORIOS SUJETOS A REVISION



### Evolución trimestral - Menudencias (en toneladas peso producto)



### Evolución trimestral - Menudencias (en US\$/toneladas peso producto)



## Menudencias por destino

| Período             | Menudencias* (Tn. peso producto) |               |               |               |               |                |                |
|---------------------|----------------------------------|---------------|---------------|---------------|---------------|----------------|----------------|
|                     | Rusia                            | Hong Kong     | Tailandia     | Peru          | Ghana         | Otros Destinos | Total          |
| <b>2017</b>         | <b>43.767</b>                    | <b>40.531</b> | <b>9.131</b>  | <b>7.901</b>  | <b>4.186</b>  | <b>29.515</b>  | <b>135.029</b> |
| I                   | 10.576                           | 10.703        | 2.358         | 2.164         | 874           | 6.608          | 33.282         |
| II                  | 10.040                           | 8.764         | 3.089         | 2.078         | 631           | 6.588          | 31.190         |
| III                 | 11.306                           | 9.021         | 2.432         | 2.348         | 1.292         | 8.509          | 34.909         |
| IV                  | 11.845                           | 12.043        | 1.252         | 1.311         | 1.389         | 7.809          | 35.649         |
| <b>2018</b>         | <b>56.690</b>                    | <b>42.234</b> | <b>11.659</b> | <b>8.099</b>  | <b>4.725</b>  | <b>32.363</b>  | <b>155.770</b> |
| I                   | 15.330                           | 12.426        | 2.821         | 1.501         | 1.505         | 6.635          | 40.218         |
| II                  | 11.678                           | 9.317         | 3.090         | 1.892         | 678           | 7.670          | 34.325         |
| III                 | 15.486                           | 9.987         | 3.438         | 2.705         | 864           | 9.033          | 41.513         |
| IV                  | 14.196                           | 10.504        | 2.310         | 2.001         | 1.678         | 9.025          | 39.714         |
| <b>2019</b>         | <b>49.399</b>                    | <b>44.399</b> | <b>11.209</b> | <b>10.090</b> | <b>5.340</b>  | <b>43.368</b>  | <b>163.804</b> |
| I                   | 13.752                           | 9.108         | 2.482         | 2.089         | 1.651         | 8.964          | 38.045         |
| II                  | 12.365                           | 11.997        | 2.262         | 2.912         | 1.001         | 9.865          | 40.402         |
| III                 | 8.517                            | 10.544        | 3.367         | 2.403         | 1.097         | 12.606         | 38.535         |
| IV                  | 14.765                           | 12.749        | 3.098         | 2.686         | 1.590         | 11.933         | 46.821         |
| <b>2020</b>         | <b>40.279</b>                    | <b>44.340</b> | <b>14.451</b> | <b>10.448</b> | <b>7.555</b>  | <b>42.759</b>  | <b>159.832</b> |
| I                   | 10.783                           | 8.759         | 2.419         | 2.490         | 2.160         | 10.308         | 36.921         |
| II                  | 9.936                            | 13.054        | 2.966         | 1.967         | 1.343         | 9.164          | 38.431         |
| III                 | 9.918                            | 9.467         | 4.778         | 2.772         | 2.186         | 11.587         | 40.707         |
| IV                  | 9.642                            | 13.059        | 4.288         | 3.218         | 1.866         | 11.699         | 43.773         |
| <b>2021</b>         | <b>36.732</b>                    | <b>35.497</b> | <b>17.106</b> | <b>10.353</b> | <b>10.455</b> | <b>42.788</b>  | <b>152.931</b> |
| I                   | 8.427                            | 8.399         | 4.692         | 2.690         | 3.009         | 10.964         | 38.182         |
| II                  | 7.311                            | 9.290         | 4.646         | 2.533         | 2.909         | 8.765          | 35.454         |
| III                 | 10.412                           | 9.518         | 4.126         | 2.418         | 2.000         | 10.087         | 38.562         |
| IV                  | 10.582                           | 8.290         | 3.641         | 2.711         | 2.536         | 12.973         | 40.733         |
| <b>2022</b>         | <b>35.822</b>                    | <b>25.558</b> | <b>17.910</b> | <b>10.680</b> | <b>13.986</b> | <b>49.489</b>  | <b>153.446</b> |
| I                   | 6.671                            | 7.551         | 4.156         | 2.926         | 3.597         | 12.188         | 37.090         |
| II                  | 6.552                            | 5.686         | 5.301         | 3.188         | 4.011         | 13.588         | 38.327         |
| III                 | 11.480                           | 3.652         | 4.913         | 2.550         | 3.023         | 10.334         | 35.951         |
| IV                  | 11.119                           | 8.670         | 3.539         | 2.017         | 3.354         | 13.379         | 42.078         |
| <b>2023</b>         | <b>29.941</b>                    | <b>27.104</b> | <b>12.433</b> | <b>10.684</b> | <b>10.359</b> | <b>43.625</b>  | <b>134.146</b> |
| I                   | 10.254                           | 10.464        | 4.543         | 3.566         | 4.134         | 13.058         | 46.019         |
| II                  | 9.049                            | 7.302         | 4.895         | 4.040         | 2.728         | 13.873         | 41.887         |
| III                 | 10.638                           | 9.338         | 2.995         | 3.078         | 3.498         | 16.694         | 46.241         |
| <b>Variación %</b>  |                                  |               |               |               |               |                |                |
| III 2023 / III 2022 | -7%                              | 156%          | -39%          | 21%           | 16%           | 62%            | 29%            |
| III 2023 / II 2023  | 18%                              | 28%           | -39%          | -24%          | 28%           | 20%            | 10%            |
| Acum. 2023 / 2022   | 21%                              | 60%           | -13,5%        | 23%           | -3%           | 21%            | 20%            |

DATOS PROVISORIOS SUJETOS A REVISIÓN

\* Se toma como referencia los cinco principales países importadores del año 2023

| Periodo             | Menudencias* (Miles de US\$) |                |               |               |               |                |                |
|---------------------|------------------------------|----------------|---------------|---------------|---------------|----------------|----------------|
|                     | Rusia                        | Hong Kong      | Tailandia     | Peru          | Ghana         | Otros Destinos | Total          |
| <b>2017</b>         | <b>80.468</b>                | <b>111.368</b> | <b>17.153</b> | <b>10.833</b> | <b>5.672</b>  | <b>51.996</b>  | <b>277.490</b> |
| I                   | 16.363                       | 27.929         | 4.140         | 3.144         | 1.021         | 11.340         | 63.937         |
| II                  | 18.915                       | 24.428         | 6.191         | 2.772         | 845           | 11.508         | 64.658         |
| III                 | 22.418                       | 24.462         | 4.687         | 3.089         | 1.811         | 15.531         | 71.997         |
| IV                  | 22.772                       | 34.550         | 2.135         | 1.829         | 1.994         | 13.617         | 76.897         |
| <b>2018</b>         | <b>115.814</b>               | <b>125.763</b> | <b>24.416</b> | <b>12.781</b> | <b>6.215</b>  | <b>56.194</b>  | <b>341.183</b> |
| I                   | 31.724                       | 36.624         | 4.713         | 2.563         | 2.032         | 12.475         | 90.130         |
| II                  | 24.491                       | 28.096         | 6.479         | 2.554         | 855           | 14.232         | 76.706         |
| III                 | 31.699                       | 28.091         | 8.054         | 4.299         | 1.176         | 15.192         | 88.511         |
| IV                  | 27.900                       | 32.953         | 5.169         | 3.365         | 2.152         | 14.296         | 85.835         |
| <b>2019</b>         | <b>80.034</b>                | <b>125.658</b> | <b>23.039</b> | <b>14.676</b> | <b>6.778</b>  | <b>67.706</b>  | <b>317.892</b> |
| I                   | 21.410                       | 25.644         | 5.305         | 2.922         | 2.246         | 13.989         | 71.516         |
| II                  | 19.048                       | 35.205         | 4.800         | 3.965         | 1.277         | 15.554         | 79.849         |
| III                 | 15.690                       | 29.939         | 7.413         | 3.520         | 1.344         | 19.937         | 77.842         |
| IV                  | 23.886                       | 34.871         | 5.521         | 4.269         | 1.912         | 18.227         | 88.686         |
| <b>2020</b>         | <b>66.652</b>                | <b>100.214</b> | <b>26.609</b> | <b>15.104</b> | <b>7.682</b>  | <b>61.791</b>  | <b>278.052</b> |
| I                   | 18.610                       | 22.010         | 5.434         | 3.796         | 2.303         | 15.430         | 67.583         |
| II                  | 15.224                       | 29.464         | 5.002         | 2.681         | 1.338         | 13.265         | 66.973         |
| III                 | 15.995                       | 20.208         | 9.111         | 4.219         | 2.208         | 16.533         | 68.273         |
| IV                  | 16.823                       | 28.533         | 7.063         | 4.408         | 1.834         | 16.562         | 75.222         |
| <b>2021</b>         | <b>79.470</b>                | <b>89.409</b>  | <b>36.420</b> | <b>15.120</b> | <b>11.205</b> | <b>71.547</b>  | <b>303.170</b> |
| I                   | 14.754                       | 17.800         | 9.200         | 3.999         | 3.013         | 16.485         | 65.252         |
| II                  | 15.272                       | 23.132         | 10.499        | 3.454         | 3.020         | 14.836         | 70.214         |
| III                 | 26.355                       | 27.030         | 8.983         | 3.278         | 2.394         | 19.828         | 87.868         |
| IV                  | 23.089                       | 21.446         | 7.736         | 4.389         | 2.777         | 20.398         | 79.836         |
| <b>2022</b>         | <b>71.722</b>                | <b>51.474</b>  | <b>33.367</b> | <b>14.955</b> | <b>11.211</b> | <b>70.992</b>  | <b>253.722</b> |
| I                   | 11.832                       | 17.739         | 7.876         | 4.479         | 3.061         | 18.534         | 63.521         |
| II                  | 13.713                       | 13.547         | 9.725         | 4.623         | 3.595         | 19.548         | 64.752         |
| III                 | 26.302                       | 9.323          | 9.836         | 3.502         | 2.596         | 17.206         | 68.765         |
| IV                  | 19.874                       | 10.866         | 5.930         | 2.352         | 1.958         | 15.703         | 56.684         |
| <b>2023</b>         | <b>45.594</b>                | <b>39.064</b>  | <b>18.388</b> | <b>9.936</b>  | <b>6.334</b>  | <b>48.684</b>  | <b>167.999</b> |
| I                   | 16.786                       | 11.935         | 6.716         | 3.031         | 2.074         | 14.168         | 54.710         |
| II                  | 13.976                       | 11.277         | 7.012         | 3.756         | 1.795         | 14.495         | 52.311         |
| III                 | 14.832                       | 15.852         | 4.660         | 3.150         | 2.464         | 20.021         | 60.979         |
| <b>Variación %</b>  |                              |                |               |               |               |                |                |
| III 2023 / III 2022 | -44%                         | 70%            | -53%          | -10%          | -5%           | 16%            | -11%           |
| III 2023 / II 2023  | 6%                           | 41%            | -34%          | -16%          | 37%           | 38%            | 17%            |
| Acum. 2023 / 2022   | -12%                         | -4%            | -33,0%        | -21%          | -32%          | -12%           | -15%           |

DATOS PROVISORIOS SUJETOS A REVISIÓN

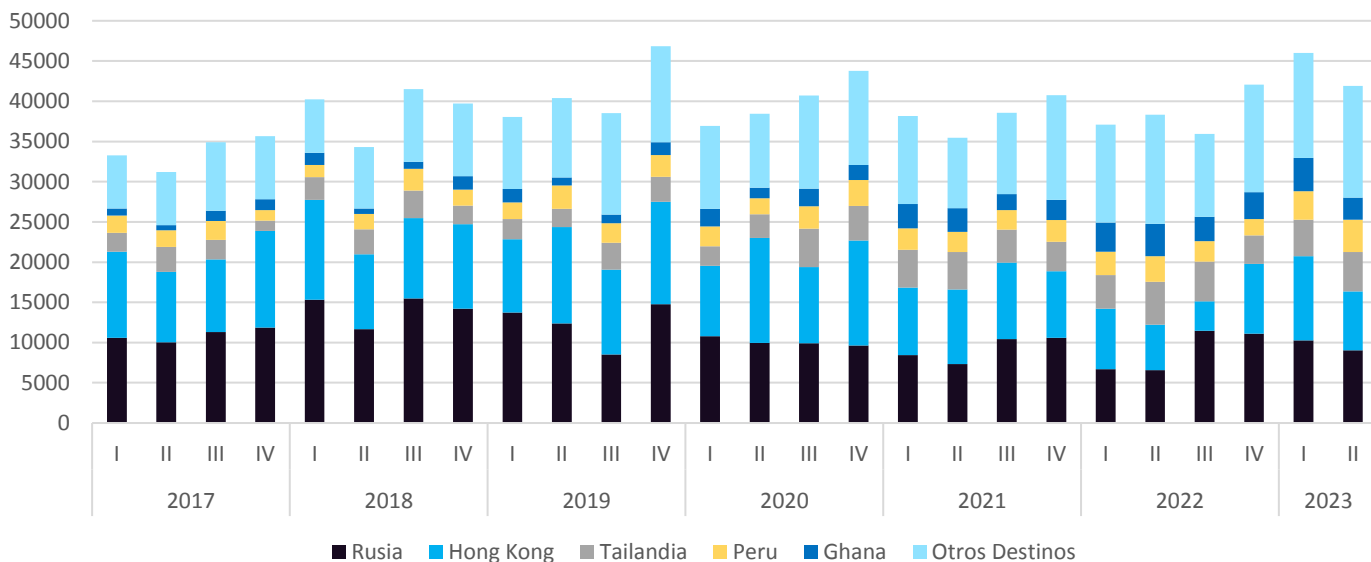
\* Se toma como referencia los cinco principales países importadores del año 2023

| Periodo             | Menudencias* (US\$/Tn.) |              |              |              |              |                |              |
|---------------------|-------------------------|--------------|--------------|--------------|--------------|----------------|--------------|
|                     | Rusia                   | Hong Kong    | Tailandia    | Peru         | Ghana        | Otros Destinos | Total        |
| <b>2017</b>         | <b>1.839</b>            | <b>2.748</b> | <b>1.879</b> | <b>1.371</b> | <b>1.355</b> | <b>1.762</b>   | <b>2.055</b> |
| I                   | 1.547                   | 2.610        | 1.756        | 1.453        | 1.169        | 1.716          | 1.921        |
| II                  | 1.884                   | 2.787        | 2.004        | 1.334        | 1.338        | 1.747          | 2.073        |
| III                 | 1.983                   | 2.712        | 1.927        | 1.316        | 1.402        | 1.825          | 2.062        |
| IV                  | 1.922                   | 2.869        | 1.706        | 1.395        | 1.435        | 1.744          | 2.157        |
| <b>2018</b>         | <b>2.043</b>            | <b>2.978</b> | <b>2.094</b> | <b>1.578</b> | <b>1.315</b> | <b>1.736</b>   | <b>2.190</b> |
| I                   | 2.069                   | 2.947        | 1.671        | 1.707        | 1.350        | 1.880          | 2.241        |
| II                  | 2.097                   | 3.016        | 2.096        | 1.350        | 1.261        | 1.856          | 2.235        |
| III                 | 2.047                   | 2.813        | 2.343        | 1.590        | 1.361        | 1.682          | 2.132        |
| IV                  | 1.965                   | 3.137        | 2.238        | 1.681        | 1.283        | 1.584          | 2.161        |
| <b>2019</b>         | <b>1.620</b>            | <b>2.830</b> | <b>2.055</b> | <b>1.455</b> | <b>1.269</b> | <b>1.561</b>   | <b>1.941</b> |
| I                   | 1.557                   | 2.816        | 2.137        | 1.399        | 1.360        | 1.561          | 1.880        |
| II                  | 1.540                   | 2.934        | 2.122        | 1.362        | 1.276        | 1.577          | 1.976        |
| III                 | 1.842                   | 2.839        | 2.202        | 1.465        | 1.225        | 1.582          | 2.020        |
| IV                  | 1.618                   | 2.735        | 1.782        | 1.589        | 1.202        | 1.527          | 1.894        |
| <b>2020</b>         | <b>1.655</b>            | <b>2.260</b> | <b>1.841</b> | <b>1.446</b> | <b>1.017</b> | <b>1.445</b>   | <b>1.740</b> |
| I                   | 1.726                   | 2.513        | 2.246        | 1.524        | 1.066        | 1.497          | 1.830        |
| II                  | 1.532                   | 2.257        | 1.686        | 1.363        | 996          | 1.447          | 1.743        |
| III                 | 1.613                   | 2.135        | 1.907        | 1.522        | 1.010        | 1.427          | 1.677        |
| IV                  | 1.745                   | 2.185        | 1.647        | 1.370        | 982          | 1.416          | 1.718        |
| <b>2021</b>         | <b>2.164</b>            | <b>2.519</b> | <b>2.129</b> | <b>1.460</b> | <b>1.072</b> | <b>1.672</b>   | <b>1.982</b> |
| I                   | 1.751                   | 2.119        | 1.961        | 1.486        | 1.001        | 1.504          | 1.709        |
| II                  | 2.089                   | 2.490        | 2.260        | 1.363        | 1.038        | 1.693          | 1.980        |
| III                 | 2.531                   | 2.840        | 2.177        | 1.355        | 1.197        | 1.966          | 2.279        |
| IV                  | 2.182                   | 2.587        | 2.125        | 1.619        | 1.095        | 1.572          | 1.960        |
| <b>2022</b>         | <b>2.002</b>            | <b>2.014</b> | <b>1.863</b> | <b>1.400</b> | <b>802</b>   | <b>1.435</b>   | <b>1.653</b> |
| I                   | 1.774                   | 2.349        | 1.895        | 1.531        | 851          | 1.521          | 1.713        |
| II                  | 2.093                   | 2.383        | 1.834        | 1.450        | 896          | 1.439          | 1.689        |
| III                 | 2.291                   | 2.553        | 2.002        | 1.374        | 859          | 1.665          | 1.913        |
| IV                  | 1.787                   | 1.253        | 1.675        | 1.166        | 584          | 1.174          | 1.347        |
| <b>2023</b>         | <b>1.523</b>            | <b>1.441</b> | <b>1.479</b> | <b>930</b>   | <b>611</b>   | <b>1.116</b>   | <b>1.252</b> |
| I                   | 1.637                   | 1.141        | 1.478        | 850          | 502          | 1.085          | 1.189        |
| II                  | 1.544                   | 1.544        | 1.433        | 930          | 658          | 1.045          | 1.249        |
| III                 | 1.394                   | 1.698        | 1.556        | 1.023        | 704          | 1.199          | 1.319        |
| <b>Variación %</b>  |                         |              |              |              |              |                |              |
| III 2023 / III 2022 | -39%                    | -33%         | -22%         | -25%         | -18%         | -28%           | -31%         |
| III 2023 / II 2023  | -10%                    | 10%          | 9%           | 10%          | 7%           | 15%            | 6%           |
| Acum. 2023 / 2022   | -26%                    | -41%         | -22,6%       | -36%         | -30%         | -28%           | -29%         |

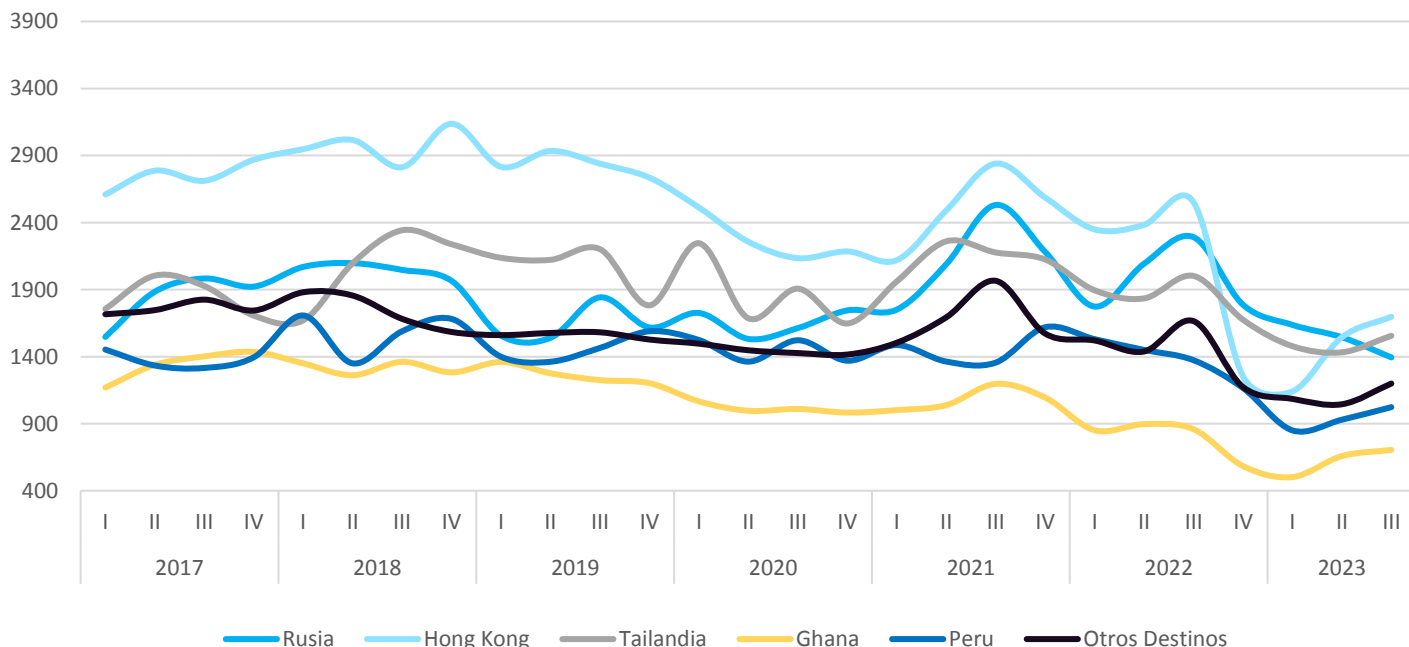
DATOS PROVISORIOS SUJETOS A REVISION

\* Se toma como referencia los cinco principales países importadores del año 2023

### Evolución trimestral - Menudencias (en toneladas peso producto)

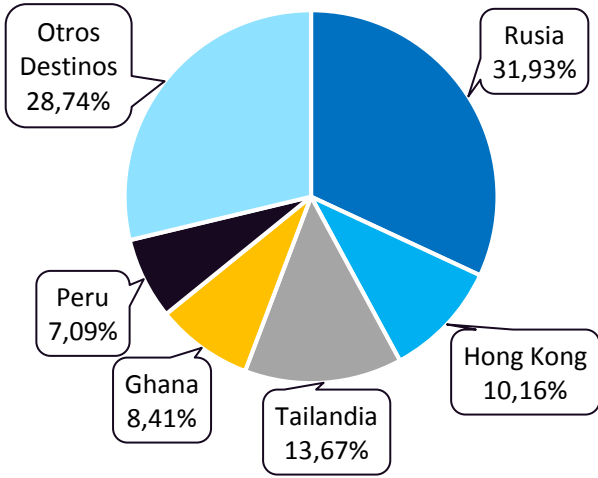


### Evolución trimestral - Precio Menudencias (en US\$/TnPP)

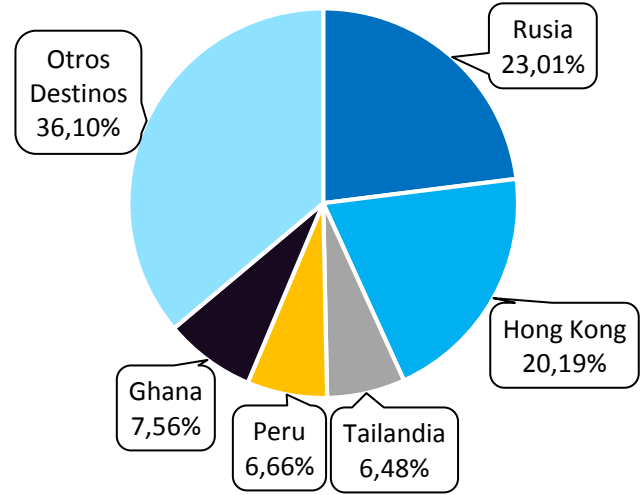




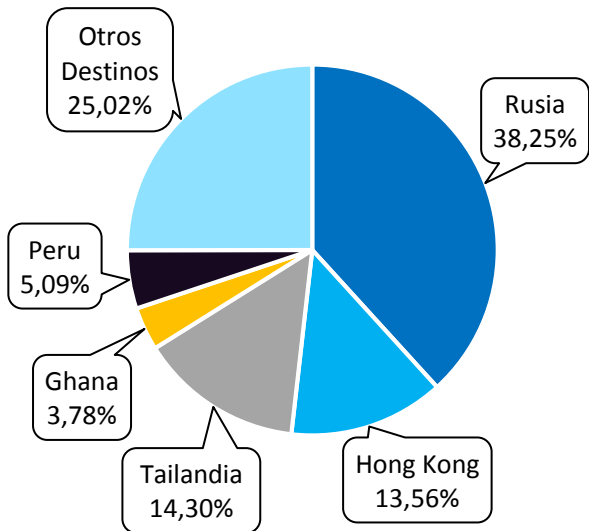
Trimestre III 2022, Toneladas



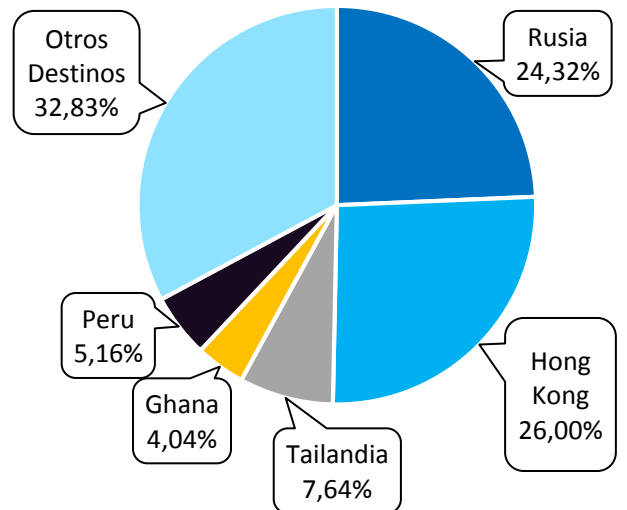
Trimestre III 2023, Toneladas



Trimestre III 2022, Miles de Dólares



Trimestre III 2023, Miles de Dólares



## Menudencias por producto

| Periodo             | Menudencias* (Tn. peso producto) |               |                                       |                                    |               |                 |                |
|---------------------|----------------------------------|---------------|---------------------------------------|------------------------------------|---------------|-----------------|----------------|
|                     | Menudencias procesadas (3)       | Higados       | Mondongo, librillo, cuajo, vejiga (1) | Sesos, quijadas, pulmon, otros (2) | Colas (rabos) | Otros Productos | Total          |
| <b>2017</b>         | <b>27.021</b>                    | <b>26.546</b> | <b>15.011</b>                         | <b>22.235</b>                      | <b>7.274</b>  | <b>36.942</b>   | <b>135.029</b> |
| I                   | 7.493                            | 6.930         | 2.977                                 | 5.598                              | 2.089         | 8.196           | 33.282         |
| II                  | 6.333                            | 5.782         | 3.048                                 | 5.346                              | 1.377         | 9.304           | 31.190         |
| III                 | 5.870                            | 6.603         | 4.545                                 | 6.213                              | 1.818         | 9.860           | 34.909         |
| IV                  | 7.325                            | 7.231         | 4.441                                 | 5.077                              | 1.991         | 9.583           | 35.649         |
| <b>2018</b>         | <b>31.828</b>                    | <b>30.807</b> | <b>15.924</b>                         | <b>26.922</b>                      | <b>7.784</b>  | <b>42.504</b>   | <b>155.770</b> |
| I                   | 9.100                            | 8.218         | 4.056                                 | 6.141                              | 2.267         | 10.436          | 40.218         |
| II                  | 7.079                            | 6.914         | 2.944                                 | 5.966                              | 1.826         | 9.595           | 34.325         |
| III                 | 7.660                            | 8.134         | 3.703                                 | 8.014                              | 1.804         | 12.198          | 41.513         |
| IV                  | 7.989                            | 7.541         | 5.221                                 | 6.801                              | 1.886         | 10.275          | 39.714         |
| <b>2019</b>         | <b>32.948</b>                    | <b>30.421</b> | <b>20.459</b>                         | <b>27.570</b>                      | <b>9.554</b>  | <b>42.852</b>   | <b>163.804</b> |
| I                   | 6.917                            | 7.790         | 5.380                                 | 6.293                              | 2.470         | 9.195           | 38.045         |
| II                  | 9.036                            | 6.896         | 4.193                                 | 6.694                              | 2.216         | 11.367          | 40.402         |
| III                 | 7.968                            | 6.891         | 4.121                                 | 6.554                              | 2.290         | 10.710          | 38.535         |
| IV                  | 9.027                            | 8.843         | 6.765                                 | 8.028                              | 2.579         | 11.580          | 46.821         |
| <b>2020</b>         | <b>32.776</b>                    | <b>31.497</b> | <b>21.172</b>                         | <b>25.635</b>                      | <b>8.638</b>  | <b>40.114</b>   | <b>159.832</b> |
| I                   | 6.634                            | 7.410         | 6.255                                 | 6.024                              | 2.302         | 8.295           | 36.921         |
| II                  | 8.548                            | 7.959         | 3.916                                 | 5.524                              | 1.801         | 10.684          | 38.431         |
| III                 | 8.266                            | 8.413         | 4.978                                 | 6.742                              | 2.071         | 10.237          | 40.707         |
| IV                  | 9.328                            | 7.714         | 6.023                                 | 7.346                              | 2.464         | 10.898          | 43.773         |
| <b>2021</b>         | <b>29.562</b>                    | <b>28.292</b> | <b>24.329</b>                         | <b>24.834</b>                      | <b>7.572</b>  | <b>38.343</b>   | <b>152.931</b> |
| I                   | 7.342                            | 7.056         | 6.820                                 | 6.066                              | 2.080         | 8.818           | 38.182         |
| II                  | 7.612                            | 6.741         | 4.916                                 | 5.668                              | 1.517         | 9.000           | 35.454         |
| III                 | 7.582                            | 7.368         | 4.606                                 | 6.533                              | 1.884         | 10.589          | 38.562         |
| IV                  | 7.026                            | 7.126         | 7.986                                 | 6.567                              | 2.091         | 9.936           | 40.733         |
| <b>2022</b>         | <b>24.165</b>                    | <b>30.603</b> | <b>27.742</b>                         | <b>25.167</b>                      | <b>8.687</b>  | <b>37.081</b>   | <b>153.446</b> |
| I                   | 6.767                            | 5.938         | 7.121                                 | 6.033                              | 2.279         | 8.952           | 37.090         |
| II                  | 5.264                            | 8.566         | 6.467                                 | 6.180                              | 1.672         | 10.176          | 38.327         |
| III                 | 3.959                            | 7.791         | 6.137                                 | 6.409                              | 2.229         | 9.427           | 35.951         |
| IV                  | 8.175                            | 8.308         | 8.017                                 | 6.545                              | 2.507         | 8.525           | 42.078         |
| <b>2023</b>         | <b>25.290</b>                    | <b>24.996</b> | <b>22.859</b>                         | <b>22.296</b>                      | <b>6.596</b>  | <b>32.110</b>   | <b>134.146</b> |
| I                   | 9.802                            | 8.494         | 7.496                                 | 7.572                              | 2.420         | 10.235          | 46.019         |
| II                  | 7.381                            | 8.389         | 6.685                                 | 7.178                              | 2.027         | 10.227          | 41.887         |
| III                 | 8.107                            | 8.113         | 8.678                                 | 7.545                              | 2.150         | 11.648          | 46.241         |
| <b>Variación %</b>  |                                  |               |                                       |                                    |               |                 |                |
| III 2023 / III 2022 | 105%                             | 4%            | 41%                                   | 18%                                | -4%           | 24%             | 29%            |
| III 2023 / II 2023  | 10%                              | -3%           | 30%                                   | 5%                                 | 6%            | 14%             | 10%            |
| Acum. 2023 / 2022   | 58%                              | 12%           | 16%                                   | 20%                                | 7%            | 12%             | 20%            |

## DATOS PROVISORIOS SUJETOS A REVISION

\* Se toma como referencia los cinco principales productos exportados del año 2023

1) 05040090111F Mondongo, librillo, cuajo, vejiga, frescos, refrigerados o congelados

2) 02062990100D Sesos, quijadas, pulmon, corazon, riñones, centro de entraña, medula, pajarilla (Dto. 499/98; RG 159/98 AFIP)

3) 16025000920L menudencias congeladas MONDONGO,BONETE,MONDONGO SIN BONETE,LIBRILLO,LENGUA

| Menudencias* (Miles de US\$) |                            |               |                                       |                                    |               |                 |                |
|------------------------------|----------------------------|---------------|---------------------------------------|------------------------------------|---------------|-----------------|----------------|
| Periodo                      | Menudencias procesadas (3) | Higados       | Mondongo, librillo, cuajo, vejiga (1) | Sesos, quijadas, pulmon, otros (2) | Colas (rabos) | Otros Productos | Total          |
| <b>2017</b>                  | <b>71.323</b>              | <b>39.001</b> | <b>20.397</b>                         | <b>32.113</b>                      | <b>22.084</b> | <b>92.572</b>   | <b>277.490</b> |
| I                            | 18.762                     | 9.338         | 3.518                                 | 7.259                              | 5.774         | 19.286          | 63.937         |
| II                           | 16.571                     | 8.262         | 3.992                                 | 7.431                              | 4.310         | 24.092          | 64.658         |
| III                          | 15.633                     | 9.994         | 6.470                                 | 9.256                              | 5.837         | 24.807          | 71.997         |
| IV                           | 20.357                     | 11.407        | 6.416                                 | 8.166                              | 6.163         | 24.387          | 76.897         |
| <b>2018</b>                  | <b>90.547</b>              | <b>41.201</b> | <b>21.845</b>                         | <b>40.733</b>                      | <b>25.203</b> | <b>121.653</b>  | <b>341.183</b> |
| I                            | 25.644                     | 12.898        | 5.600                                 | 11.083                             | 7.529         | 27.376          | 90.130         |
| II                           | 20.168                     | 9.565         | 3.990                                 | 9.120                              | 6.444         | 27.420          | 76.706         |
| III                          | 20.848                     | 10.060        | 5.078                                 | 10.869                             | 5.880         | 35.777          | 88.511         |
| IV                           | 23.887                     | 8.679         | 7.177                                 | 9.661                              | 5.351         | 31.080          | 85.835         |
| <b>2019</b>                  | <b>98.403</b>              | <b>29.243</b> | <b>25.895</b>                         | <b>37.755</b>                      | <b>24.534</b> | <b>102.061</b>  | <b>317.892</b> |
| I                            | 19.380                     | 7.178         | 6.964                                 | 8.776                              | 6.376         | 22.841          | 71.516         |
| II                           | 27.372                     | 5.787         | 5.338                                 | 8.454                              | 5.852         | 27.045          | 79.849         |
| III                          | 24.518                     | 7.014         | 5.310                                 | 8.863                              | 5.992         | 26.147          | 77.842         |
| IV                           | 27.133                     | 9.264         | 8.283                                 | 11.662                             | 6.316         | 26.028          | 88.686         |
| <b>2020</b>                  | <b>83.752</b>              | <b>34.819</b> | <b>21.843</b>                         | <b>38.086</b>                      | <b>21.284</b> | <b>78.268</b>   | <b>278.052</b> |
| I                            | 18.850                     | 8.811         | 6.646                                 | 9.319                              | 5.806         | 18.151          | 67.583         |
| II                           | 21.980                     | 7.821         | 4.168                                 | 8.327                              | 4.528         | 20.149          | 66.973         |
| III                          | 20.349                     | 9.070         | 5.147                                 | 9.486                              | 4.963         | 19.258          | 68.273         |
| IV                           | 22.573                     | 9.117         | 5.883                                 | 10.953                             | 5.987         | 20.709          | 75.222         |
| <b>2021</b>                  | <b>79.435</b>              | <b>45.825</b> | <b>26.848</b>                         | <b>43.160</b>                      | <b>20.544</b> | <b>87.357</b>   | <b>303.170</b> |
| I                            | 17.668                     | 8.801         | 6.879                                 | 9.507                              | 5.082         | 17.315          | 65.252         |
| II                           | 20.845                     | 10.674        | 5.609                                 | 9.485                              | 4.125         | 19.476          | 70.214         |
| III                          | 21.943                     | 14.320        | 5.694                                 | 12.438                             | 5.864         | 27.610          | 87.868         |
| IV                           | 18.980                     | 12.030        | 8.666                                 | 11.730                             | 5.473         | 22.956          | 79.836         |
| <b>2022</b>                  | <b>55.761</b>              | <b>42.459</b> | <b>21.837</b>                         | <b>38.123</b>                      | <b>19.119</b> | <b>76.423</b>   | <b>253.722</b> |
| I                            | 17.034                     | 7.885         | 6.424                                 | 9.850                              | 5.161         | 17.167          | 63.521         |
| II                           | 14.276                     | 10.892        | 5.604                                 | 9.186                              | 3.882         | 20.912          | 64.752         |
| III                          | 12.490                     | 12.551        | 5.375                                 | 10.445                             | 5.053         | 22.852          | 68.765         |
| IV                           | 11.962                     | 11.132        | 4.433                                 | 8.642                              | 5.023         | 15.492          | 56.684         |
| <b>2023</b>                  | <b>39.310</b>              | <b>23.784</b> | <b>13.411</b>                         | <b>25.719</b>                      | <b>13.438</b> | <b>52.337</b>   | <b>167.999</b> |
| I                            | 12.489                     | 9.622         | 3.345                                 | 8.467                              | 4.704         | 16.083          | 54.710         |
| II                           | 12.395                     | 7.449         | 4.046                                 | 7.845                              | 4.082         | 16.494          | 52.311         |
| III                          | 14.427                     | 6.714         | 6.020                                 | 9.406                              | 4.652         | 19.759          | 60.979         |
| <b>Variación %</b>           |                            |               |                                       |                                    |               |                 |                |
| III 2023 / III 2022          | 16%                        | -47%          | 12%                                   | -10%                               | -8%           | -14%            | -11%           |
| III 2023 / II 2023           | 16%                        | -10%          | 49%                                   | 20%                                | 14%           | 20%             | 17%            |
| Acum. 2023 / 2022            | -10%                       | -24%          | -22,9%                                | -13%                               | -5%           | -14%            | -15%           |

**DATOS PROVISORIOS SUJETOS A REVISION**

\* Se toma como referencia los cinco principales productos exportados del año 2023

1) 05040090111F Mondongo, librillo, cuajo, vejiga, frescos, refrigerados o congelados

2) 02062990100D Sesos, quijadas, pulmon, corazon, riñones, centro de entraña, medula, pajarilla (Dto. 499/98; RG 159/98 AFIP)

3) 16025000920L menudencias congeladas MONDONGO,BONETE,MONDONGO SIN BONETE,LIBRILLO,LENGUA

| Periodo             | Menudencias* (US\$/Tn.)    |              |                                       |                                    |               |                 | Total        |
|---------------------|----------------------------|--------------|---------------------------------------|------------------------------------|---------------|-----------------|--------------|
|                     | Menudencias procesadas (3) | Hígados      | Mondongo, librillo, cuajo, vejiga (1) | Sesos, quijadas, pulmon, otros (2) | Colas (rabos) | Otros Productos |              |
| <b>2017</b>         | <b>2.640</b>               | <b>1.469</b> | <b>1.359</b>                          | <b>1.444</b>                       | <b>3.036</b>  | <b>2.506</b>    | <b>2.055</b> |
| I                   | 2.504                      | 1.347        | 1.182                                 | 1.297                              | 2.764         | 2.353           | 1.921        |
| II                  | 2.617                      | 1.429        | 1.310                                 | 1.390                              | 3.131         | 2.589           | 2.073        |
| III                 | 2.663                      | 1.513        | 1.423                                 | 1.490                              | 3.211         | 2.516           | 2.062        |
| IV                  | 2.779                      | 1.578        | 1.445                                 | 1.608                              | 3.096         | 2.545           | 2.157        |
| <b>2018</b>         | <b>2.845</b>               | <b>1.337</b> | <b>1.372</b>                          | <b>1.513</b>                       | <b>3.238</b>  | <b>2.862</b>    | <b>2.190</b> |
| I                   | 2.818                      | 1.569        | 1.381                                 | 1.805                              | 3.321         | 2.623           | 2.241        |
| II                  | 2.849                      | 1.383        | 1.355                                 | 1.529                              | 3.529         | 2.858           | 2.235        |
| III                 | 2.722                      | 1.237        | 1.371                                 | 1.356                              | 3.259         | 2.933           | 2.132        |
| IV                  | 2.990                      | 1.151        | 1.375                                 | 1.421                              | 2.837         | 3.025           | 2.161        |
| <b>2019</b>         | <b>2.987</b>               | <b>961</b>   | <b>1.266</b>                          | <b>1.369</b>                       | <b>2.568</b>  | <b>2.382</b>    | <b>1.941</b> |
| I                   | 2.802                      | 921          | 1.294                                 | 1.394                              | 2.581         | 2.484           | 1.880        |
| II                  | 3.029                      | 839          | 1.273                                 | 1.263                              | 2.641         | 2.379           | 1.976        |
| III                 | 3.077                      | 1.018        | 1.288                                 | 1.352                              | 2.616         | 2.441           | 2.020        |
| IV                  | 3.006                      | 1.048        | 1.224                                 | 1.453                              | 2.449         | 2.248           | 1.894        |
| <b>2020</b>         | <b>2.555</b>               | <b>1.105</b> | <b>1.032</b>                          | <b>1.486</b>                       | <b>2.464</b>  | <b>1.951</b>    | <b>1.740</b> |
| I                   | 2.841                      | 1.189        | 1.063                                 | 1.547                              | 2.522         | 2.188           | 1.830        |
| II                  | 2.571                      | 983          | 1.064                                 | 1.508                              | 2.514         | 1.886           | 1.743        |
| III                 | 2.462                      | 1.078        | 1.034                                 | 1.407                              | 2.396         | 1.881           | 1.677        |
| IV                  | 2.420                      | 1.182        | 977                                   | 1.491                              | 2.430         | 1.900           | 1.718        |
| <b>2021</b>         | <b>2.687</b>               | <b>1.620</b> | <b>1.104</b>                          | <b>1.738</b>                       | <b>2.713</b>  | <b>2.278</b>    | <b>1.982</b> |
| I                   | 2.407                      | 1.247        | 1.009                                 | 1.567                              | 2.444         | 1.964           | 1.709        |
| II                  | 2.738                      | 1.583        | 1.141                                 | 1.673                              | 2.719         | 2.164           | 1.980        |
| III                 | 2.894                      | 1.943        | 1.236                                 | 1.904                              | 3.114         | 2.607           | 2.279        |
| IV                  | 2.701                      | 1.688        | 1.085                                 | 1.786                              | 2.617         | 2.310           | 1.960        |
| <b>2022</b>         | <b>2.308</b>               | <b>1.387</b> | <b>787</b>                            | <b>1.515</b>                       | <b>2.201</b>  | <b>2.061</b>    | <b>1.653</b> |
| I                   | 2.517                      | 1.328        | 902                                   | 1.633                              | 2.265         | 1.918           | 1.713        |
| II                  | 2.712                      | 1.271        | 867                                   | 1.486                              | 2.321         | 2.055           | 1.689        |
| III                 | 3.155                      | 1.611        | 876                                   | 1.630                              | 2.268         | 2.424           | 1.913        |
| IV                  | 1.463                      | 1.340        | 553                                   | 1.320                              | 2.003         | 1.817           | 1.347        |
| <b>2023</b>         | <b>1.554</b>               | <b>952</b>   | <b>587</b>                            | <b>1.154</b>                       | <b>2.037</b>  | <b>1.630</b>    | <b>1.252</b> |
| I                   | 1.274                      | 1.133        | 446                                   | 1.118                              | 1.944         | 1.571           | 1.189        |
| II                  | 1.679                      | 888          | 605                                   | 1.093                              | 2.014         | 1.613           | 1.249        |
| III                 | 1.779                      | 828          | 694                                   | 1.247                              | 2.164         | 1.696           | 1.319        |
| <b>Variación %</b>  |                            |              |                                       |                                    |               |                 |              |
| III 2023 / III 2022 | -44%                       | -49%         | -21%                                  | -23%                               | -5%           | -30%            | -31%         |
| III 2023 / II 2023  | 6%                         | -7%          | 15%                                   | 14%                                | 7%            | 5%              | 6%           |
| Acum. 2023 / 2022   | -44%                       | -32%         | -33,4%                                | -27%                               | -11%          | -24%            | -29%         |

## DATOS PROVISORIOS SUJETOS A REVISION

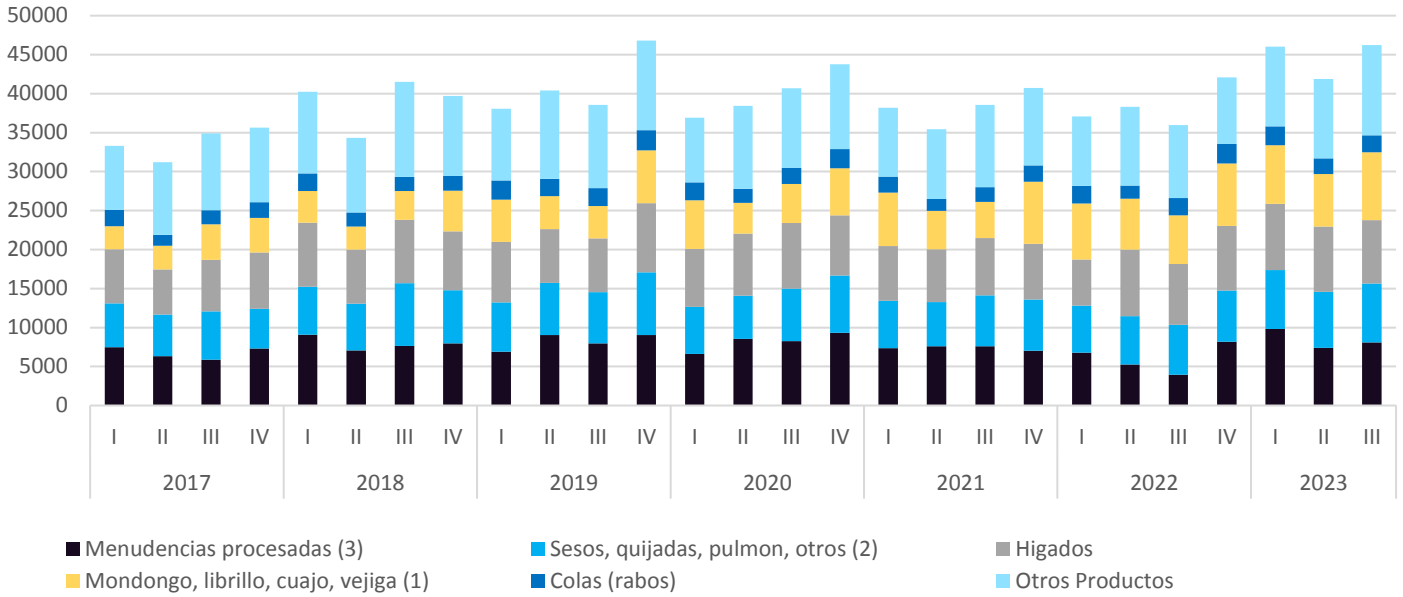
\* Se toma como referencia los cinco principales productos exportados del año 2023

1) 05040090111F Mondongo, librillo, cuajo, vejiga, frescos, refrigerados o congelados

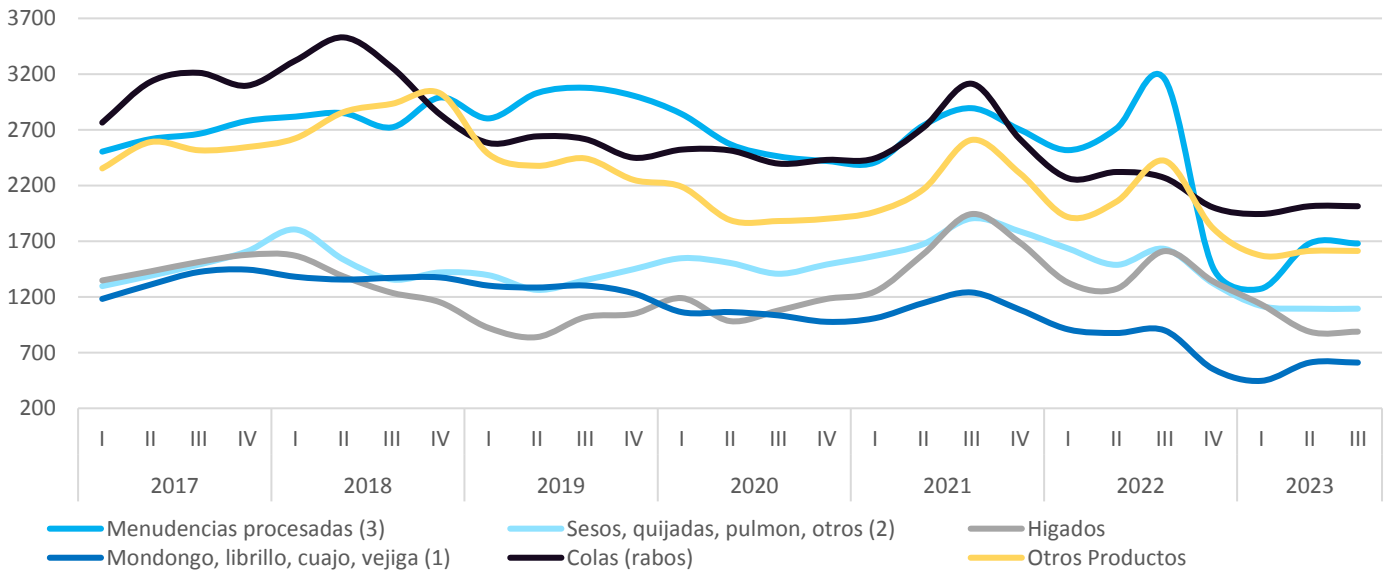
2) 02062990100D Sesos, quijadas, pulmon, corazon, riñones, centro de entraña, medula, pajarilla (Dto. 499/98; RG 159/98 AFIP)

3) 16025000920L menudencias congeladas MONDONGO,BONETE,MONDONGO SIN BONETE,LIBRILLO,LENGUA

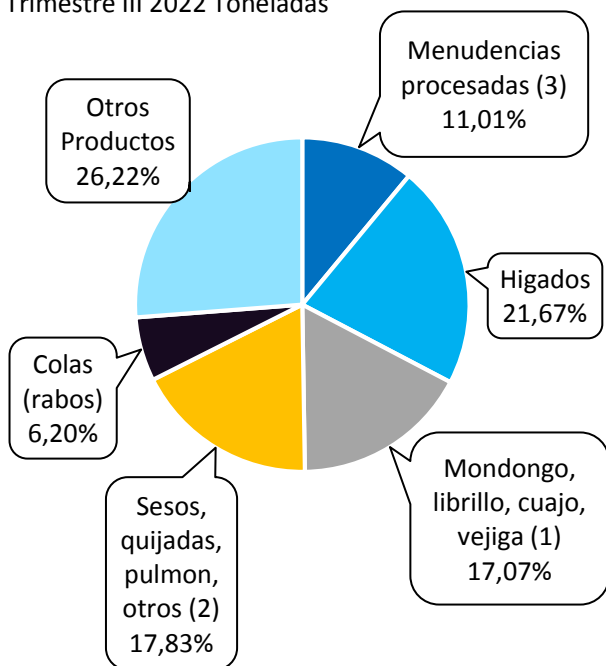
### Evolución trimestral - Menudencias (en toneladas peso producto)



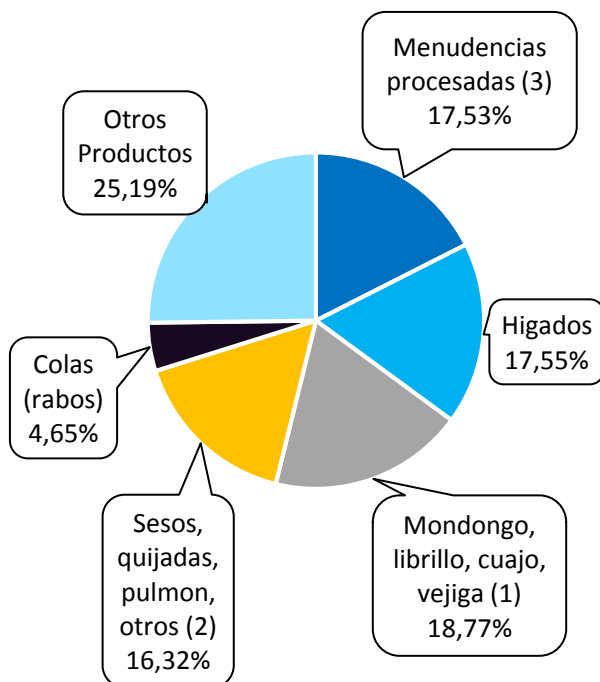
### Evolución trimestral - Precio Menudencias (en US\$/TnPP)



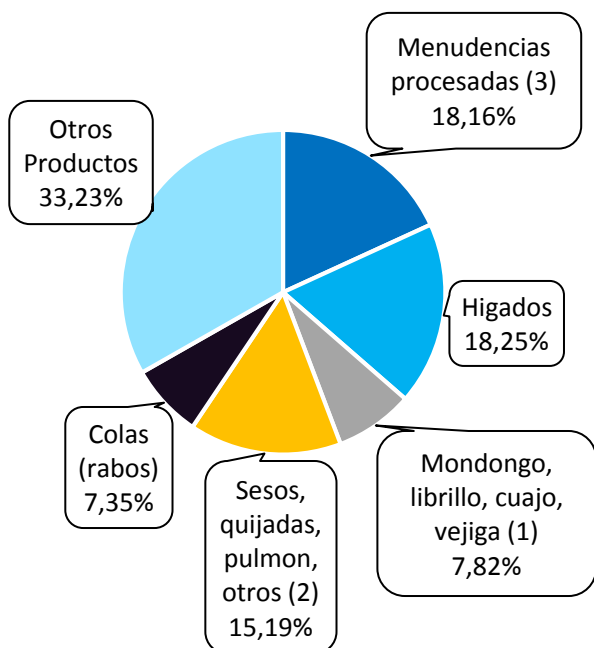
Trimestre III 2022 Toneladas



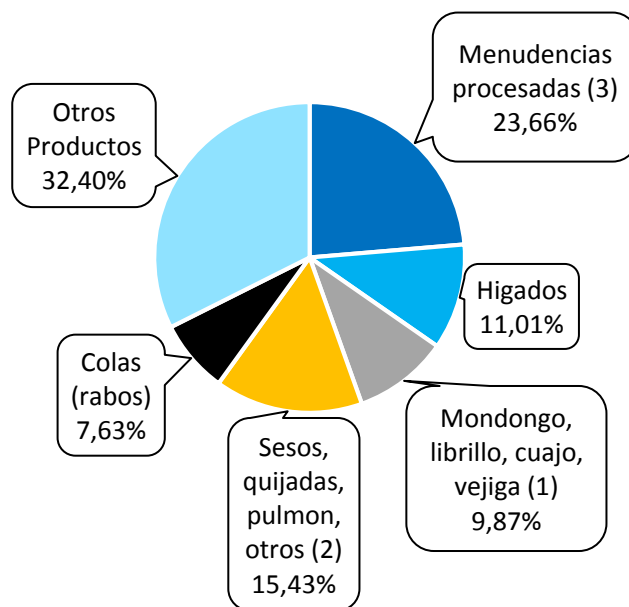
Trimestre III 2023, Toneladas



Trimestre III 2022, Miles de Dólares



Trimestre III 2023, Miles de Dólares



1) 05040090111F Mondongo, librillo, cuajo, vejiga, frescos, refrigerados o congelados

2) 02062990100D Sesos, quijadas, pulmon, corazon, riñones, centro de entraña, medula, pajarilla (Dto. 499/98; RG 159/98 AFIP)

3) 16025000920L menudencias congeladas MONDONGO,BONETE,MONDONGO SIN BONETE,LIBRILLO,LENGUA

## SUBSECRETARÍA DE GANADERÍA Y PRODUCCIÓN ANIMAL

### COORDINACIÓN DE ANÁLISIS PECUARIO

#### Responsables técnicos:

Lic. Norma Dobaño

Lic. Marcela Piperata

Sr. Jonathan Cretari

#### Contacto:

productos\_pecuarios@magyp.gob.ar

Secretaría de Agricultura,  
Ganadería y Pesca



Ministerio de Economía  
**Argentina**